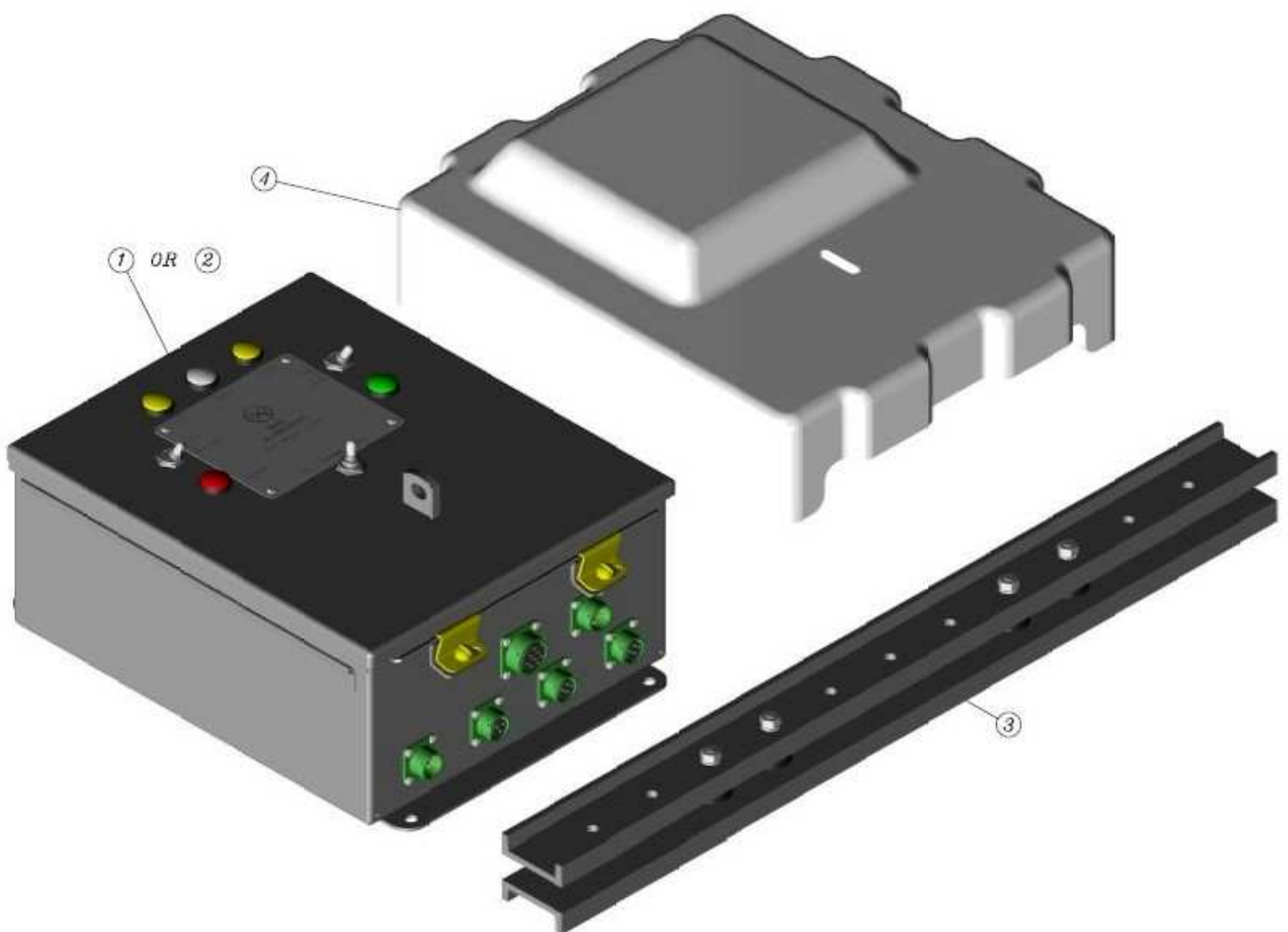


RS4000 Component Breakdown

RS4000 Panel Kit---Part # 40600 & 40604

40600---24VDC Panel Kit
40604---127-150VAC Panel Kit



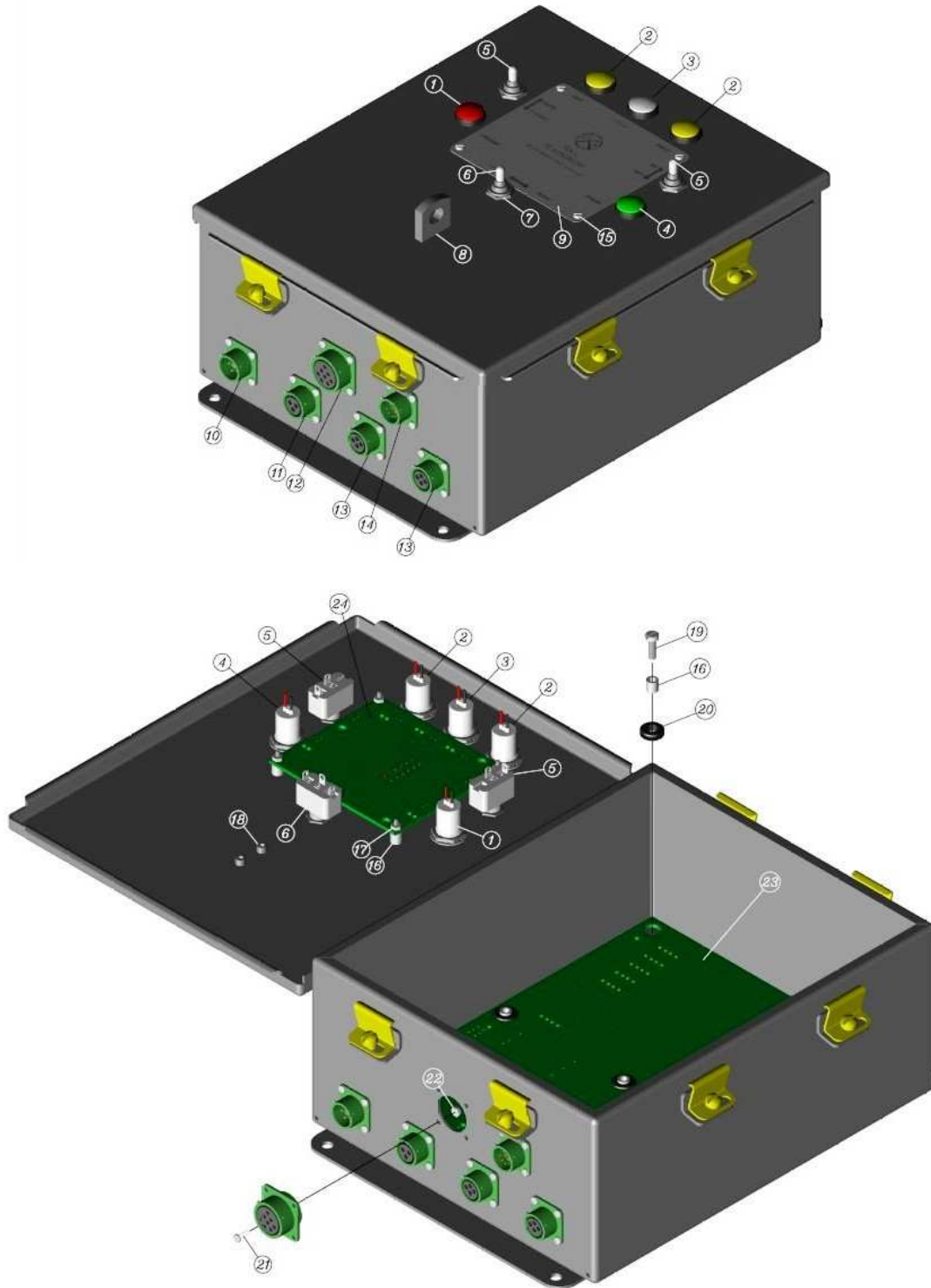
40600 & 40604 Parts List

Item No.	Part Number	Description
1	40500	RS4000 24VDC Panel Assembly
2	40504	RS4000 127-150VAC Panel Assembly
3	40501	Panel Mounting Kit
4	40503	Vandal Cover
Not Pictured**	40502	Panel Cable Set

**** Cable Set includes the following items:**

Quantity	Part Number	Description
1	40295 (5-Pin)	Panel Power Cable
1 Alt	40255 (6-Pin)	Panel Power Cable
1 Alt	40046 (3-Pin)	Panel Power Cable
2	40047	Limit Cable
1	40048	Lightbar Cable
1	40049	Servo Power Cable
1	40050	Sensor Cable

RS4000 Panel---Part # 40500



40500 Parts List

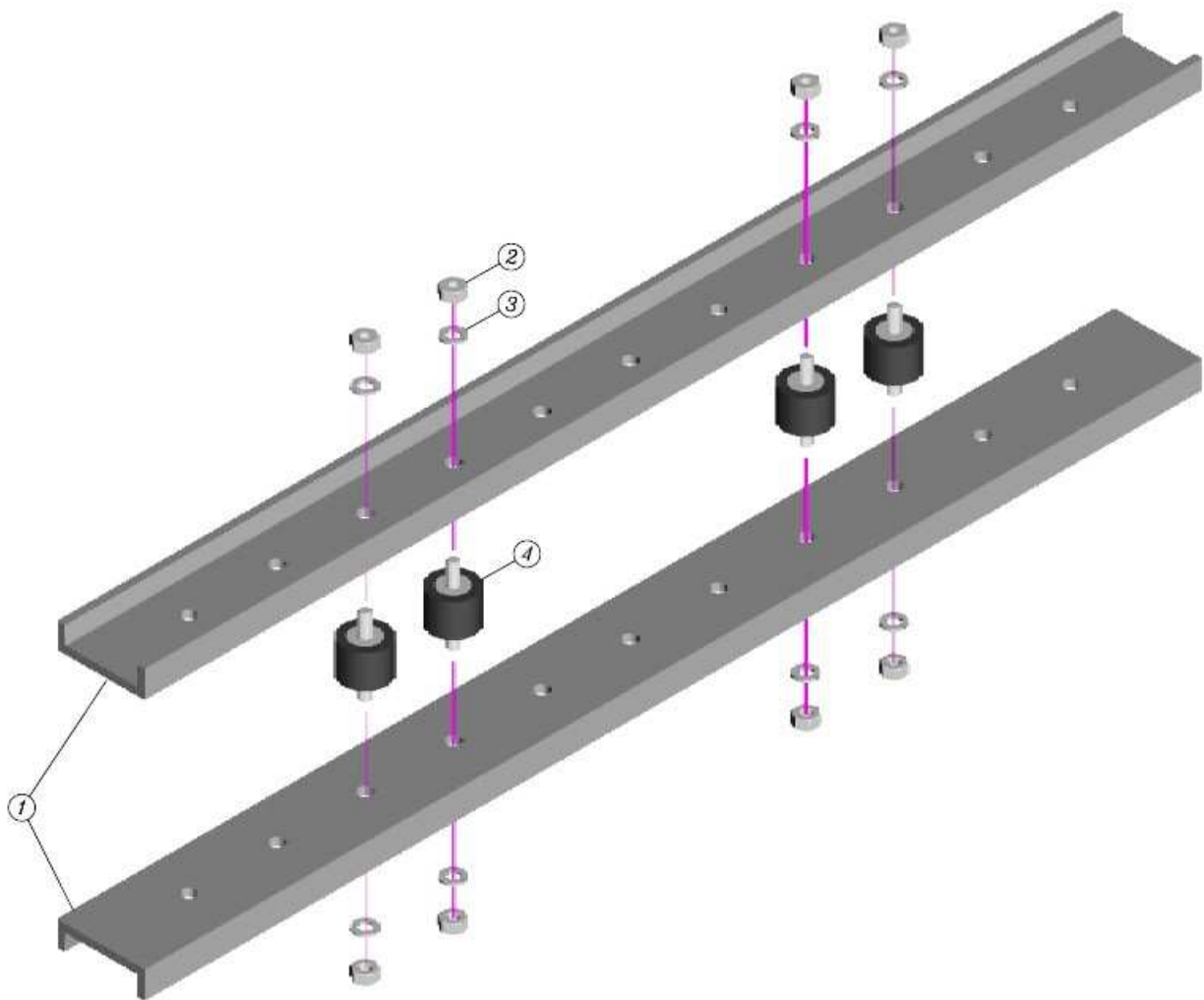
Item No.	Part Number	Description
1	40016	Red LED Standby Indicator*
2	40019	Yellow LED L/R Indicator*
3	40018	White LED Center Indicator*
4	40017	Green LED Power Indicator*
5	40036	On/Off & Standby Toggle Switch
6	40037	Left/Right Toggle Switch
7	40038	Toggle Switch Boot*
8	743790	Lock Stable*
9	40058	Face Plate*
10	40294 (5-Pin)	Power Connector w/ Wiring Harness
10 Alt	40254 (6-Pin)	Power Connector w/ Wiring Harness
10 Alt	40179 (3-Pin)	Power Connector w/ Wiring Harness
11	40178	Servo Connector w/ Wiring Harness
12	40176	Lightbar Connector w/ Wiring Harness
13	40177	Limit Connector w/ Wiring Harness
14	40175	Sensor Connector w/ Wiring Harness
15	Ref Only	4-40 x 3/4" Phillips Pan Head Screw
16	40061	Standoff
17	Ref Only	4-40 Nylon Lock Nut
18	Ref Only	8-32 x 3/8" Socket Head Cap Screw
19	Ref Only	10-32 x 5/8" Pan Head Slot Screw
20	40060	Grommet
21	Ref Only	4-40 x 3/8" Pan Head Slot Screw
22	Ref Only	4-40 Hex Nut
23	40034	Main PCB
24	40180	Interface PCB

*** Will directly replace the original parts used in the Classic Panel Assembly.**

40504 Parts List (Additional items)

Item No.	Part Number	Description
Not Pictured	40275	24VDC Converter
Not Pictured	40276 (6-Pin)	Power Connector w/ Wiring Harness

RS4000 Panel Mount Kit---Part # 40501



40501 Parts List

<u>Item No.</u>	<u>Part Number</u>	<u>Description</u>
1	40071	Mounting Brackets
2	Ref Only	1/4-20 Nylon Lock Nut
3	Ref Only	1/4" Split Lock Washer
4	40280	Threaded Shock Mount